

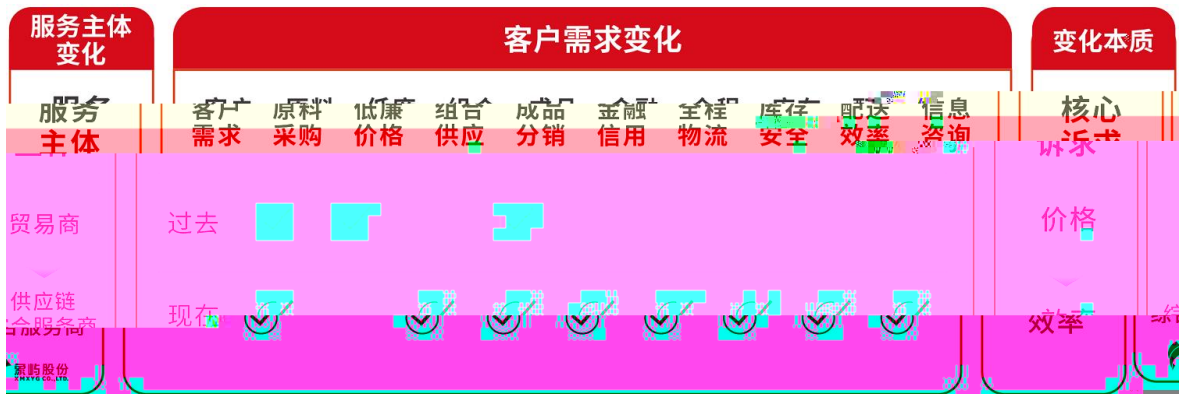
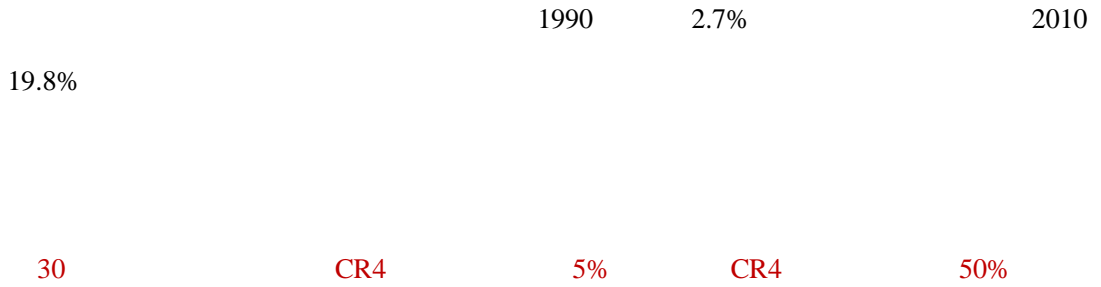










1



50%



2

VS

2020	3,602	CR4	2021
6%			2021
2,176	33%		
0.66%	0.11		

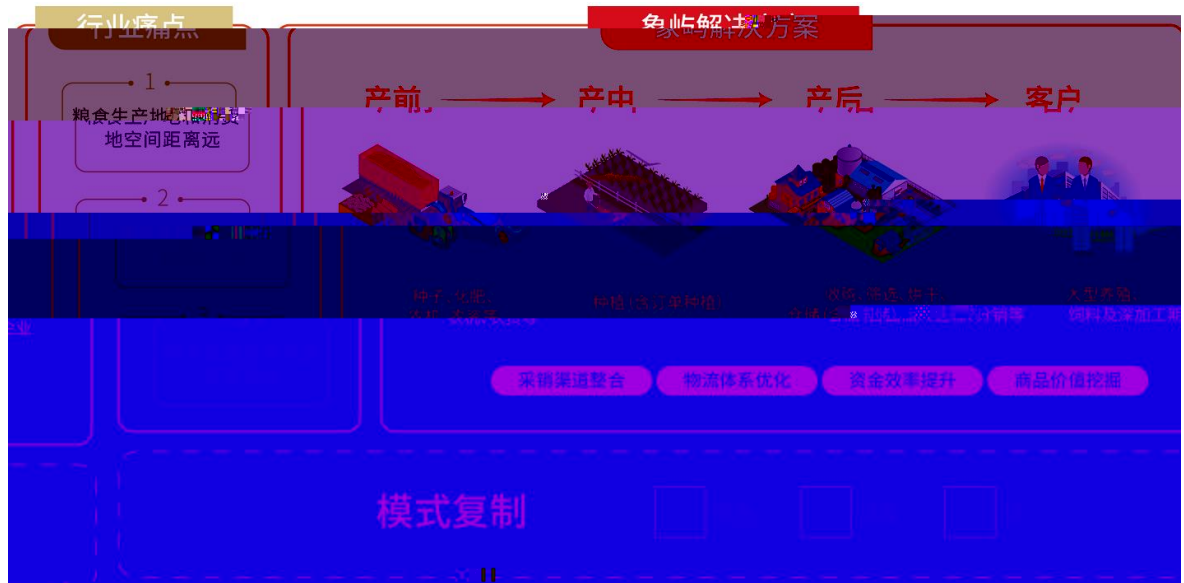
2

4 + + + +X

7

+ +

1000



3

1

7



4

2

40%

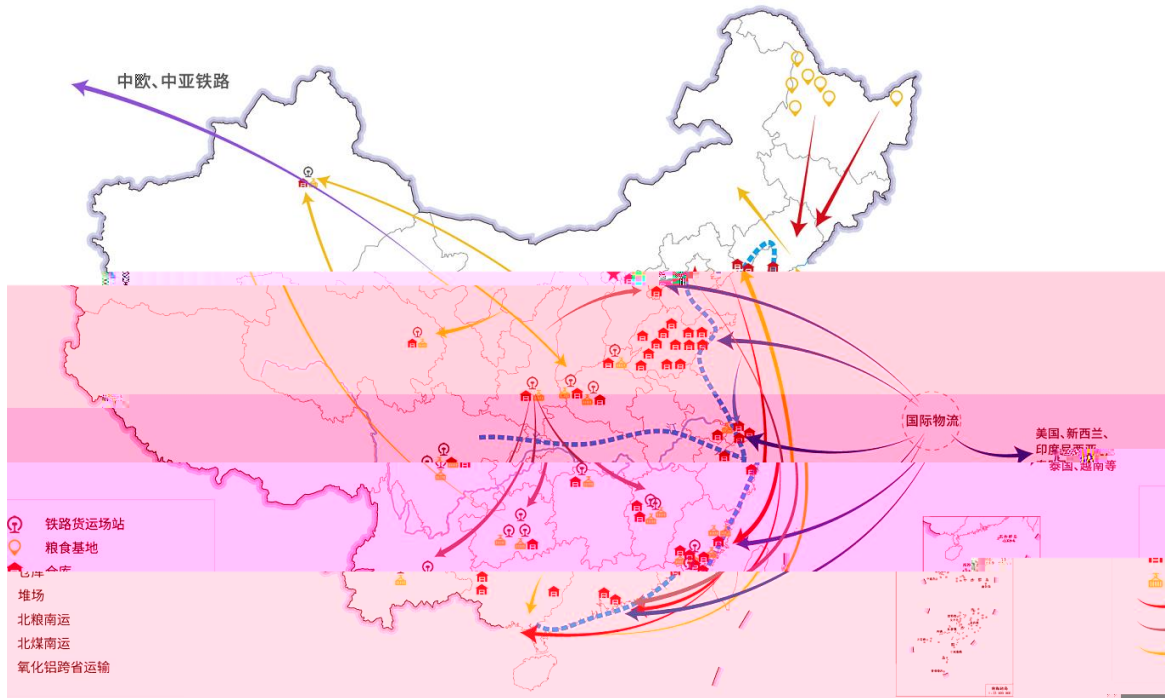



1

3

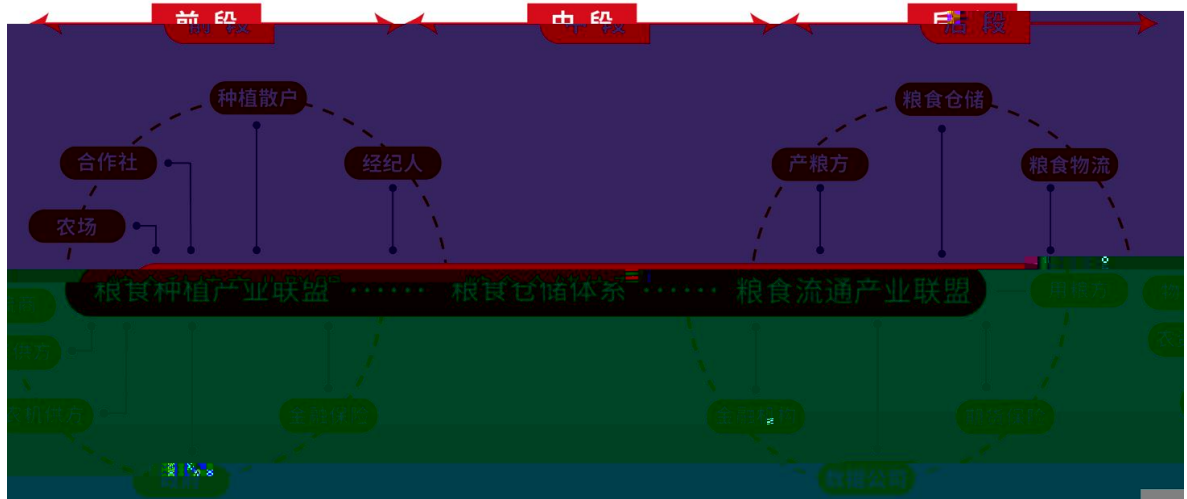
5A

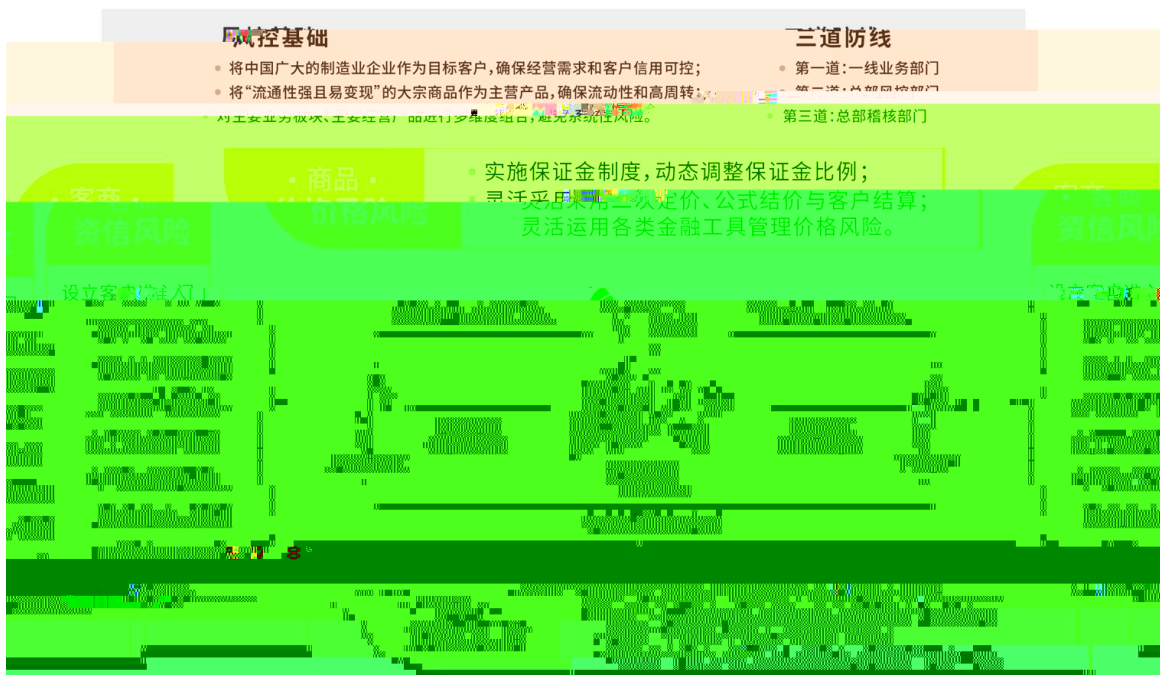
	17			35
	240	3.3	,	1600
		500	10	1.5
		2000		1000
		+		
	7	1500		1000
	37		300	8
		5	40	2000



5

2





**1**

2010 19.8%

CR4 50% 30 CR4 5%

**2**

2021

4

**3**

2020 9

20%

10%

1

400

4

2020

2

3

5A

3

4

5

2020

+

2021		2,176	33%	11.37
71%	9.22%	3.66	0.49	75%
2.35%	0.69		0.66%	0.11

2021

2021-2025

2021		10	500
32		500	

AAA

1

1

2021		8665	2119
2.10%			

	4,448.94	1,470.04	1,449.06	1.43%	31.90%	31.48%	0.31
	651.97	195.41	183.28	6.21%	46.09%	41.58%	2.99
	3,564.25	446.55	435.39	2.50%	35.18%	33.34%	1.35
	-	7.36	7.14	2.91%	12.81%	12.04%	0.67
	8,665.16	2,119.35	2,074.87	2.10%	33.70%	32.63%	0.79

1044      925      314

553

3180

2

2021

35.51

12.53%

	27.98	25.55	8.70%	46.43%	50.05%	2.21
	2.18	1.01	53.51%	-35.24%	-26.15%	5.72
	5.34	4.50	15.83%	24.78%	28.28%	2.30
	35.51	31.06	12.53%	32.68%	41.79%	5.62

200

T

749

142

427

2.43

16.82%

8.70%

2.21

650

507

47%

450

246

23%

352

116%

199

189%

2021



2

130

49%

3.19

246%

2021 6

350

450

2

8.80

52%

81

2020

2021

1

1

2020-2021

170

250

2020-2021

900

578

3

85%

3000

100%

35

179%

250

927

3

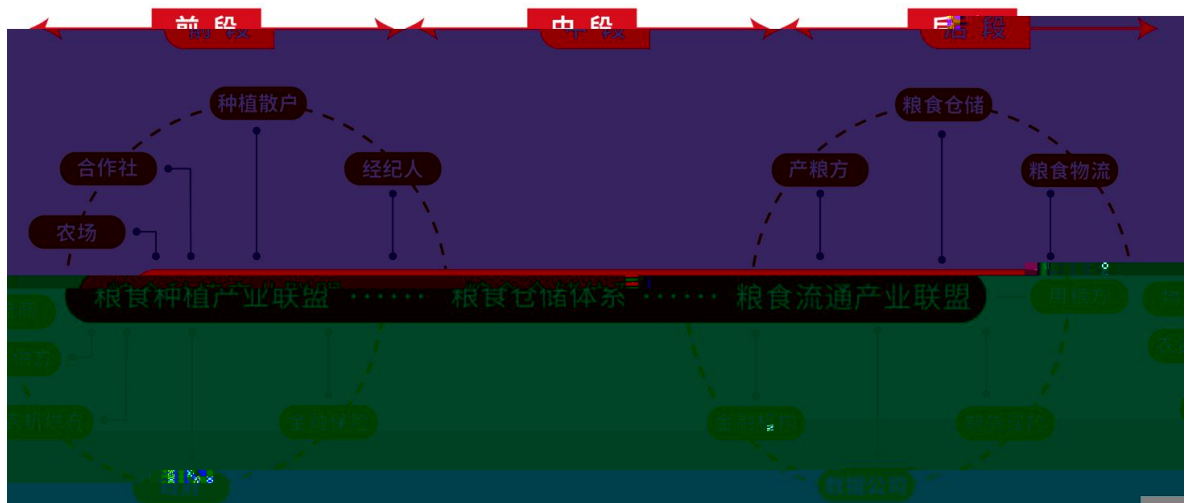
&

2021-2022

1.0

AI

4



4

- -

**2021**

2021

1

3

4

5

250

6



		504,553	3,639,387	1,353,118	2,648,466	61,881	59,662	80,496
		212,500	2,059,342	420,318	1,302,041	43,233	31,937	9,219
		50,000	829,589	97,623	3,640,459	42,523	31,655	18,125

	30%

( )		180,000	551,307	187,659	88,038	81	1,044
		45,496.60	947,490	108,764	1,354,695	14,389	6,298